

4-H Clothing for Girls



Florida Cooperative Extension Service
Institute of Food and Agricultural Sciences
University of Florida, Gainesville
John T. Woeste, Dean for Extension

Use

- A plaid fabric
- A "silk-feel" fabric
- A two-way stretch fabric
- A wool or wool-like fabric
- A suitable fabric of your choice

Make At Least Three Outfits, one of which is for a child

- Semi-tailored garment
- Party dress
- Child's garment or Layette
- Lingerie or sleepwear
- Bathing suit and coverup
- Sports outfit
- Garment with suitable pattern for fabric

Study

- An item of clothing in relation to quality and price
- Working with plaids
- Working with two-way stretch fabrics

Learn and Do At Least Five New Construction Techniques

- To improve construction skills
- To make bound buttonholes
- To hand-pick a zipper
- To line a garment
- To cover buttons
- To cover snaps
- To make thread eyes and belt loops
- To reinforce an all-in-one sleeve
- To make ruffles
- To use cording
- To sew on "party" fabrics
- To match plaids
- To work with two-way stretch
- To appliqué
- To miter corners
- To make cuffs
- To make a continuous bound placket
- To learn different seams, seam finishes, and seam treatments
- To cover buckles and belts

Show and Tell


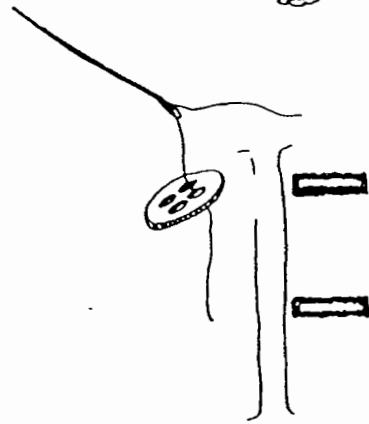
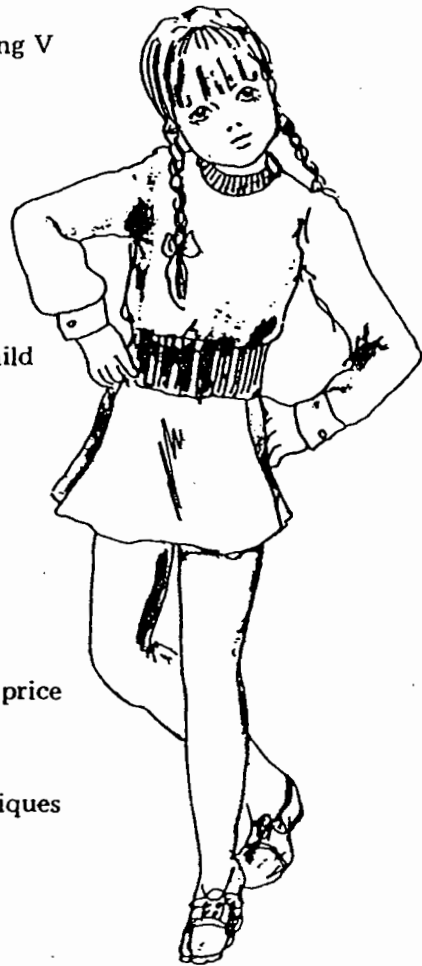
At least three other people

Give

At least one demonstration

Dear 4-H'er:

Before you move on to the next level of 4-H Clothing for Girls, you should complete all of the construction technique requirements listed above. In most cases, this means that you will stay on one level two years. During the second year you will improve the skills you have learned by making different garments, using new or different construction techniques.



Project Report

Year _____

Name _____

Route or Street Address _____ City _____ Zip Code _____

Parent's Signature _____

Club ' _____ County _____

Age _____ Grade in School _____

Year in 4-H _____ Year in Clothing _____

.....
.....

Attach additional pages, if needed.

Garments Made	Fabric	Fabric Content	Date Finished	Cost
1.				
2.				
3.				
4.				
5.				
6.				

What did you learn on

Garment 1

Garment 2

Garment 3

Garment 4

Garment 5

Garment 6

What new sewing equipment did you learn to use?

What did you learn about matching stripes and/or large designs?

What did you learn about working with single knits?

What do you need to improve?

What did you learn about working with wool or wool-like fabrics?

What did you learn about sewing for children?

What do you need to improve?

What demonstrations and/or exhibits did you give?

Title	Where	Date

How did you help others?

4-H Clothing Story--Write a short story about your problems, the things you learned, and what was the most fun about your clothing project. How has your participation in the clothing project contributed to your personal growth, management abilities, consumer habits, creativity, and leadership?

Pictures and Fabric Samples--Attach a snapshot and fabric sample of each of your garments.

Construction Samples--Suitable seam and hem finishes for a wool or wool-like garment, a "silk-feel" garment, a two-way stretch garment, and a baby's garment.

Prepared by: NADINE HACKLER
Clothing Specialist

This publication was printed at a cost of \$144.60, or 9.6 cents per copy, to teach 4-H youth how to make clothing. 8-1.5M-80

COOPERATIVE EXTENSION SERVICE, UNIVERSITY OF FLORIDA, INSTITUTE OF FOOD AND AGRICULTURAL SCIENCES, K. R. Tiefertiller, director, in cooperation with the United States Department of Agriculture, publishes this information to further the purpose of the May 8 and June 30, 1914 Acts of Congress; and is authorized to provide research, educational information and other services only to individuals and institutions that function without regard to race, color, sex or national origin. Single copies of Extension publications (excluding 4-H and Youth publications) are available free to Florida residents from County Extension Offices. Information on bulk rates or copies for out-of-state purchasers is available from C. M. Hinton, Publications Distribution Center, IFAS Building 664, University of Florida, Gainesville, Florida 32611. Before publicizing this publication, editors should contact this address to determine availability.

